



KALON FRAMELESS LIGHT

FEATURES

- Minimalist style of design, combines product characteristics of panel lamp and ceiling lamp.
- Ultra-thin frameless design, achieve five-sided luminous super-large luminous surface.
- The diffuser is formed by blowing molding high-end acrylic optical materials.
- Built-in isolated brand driver, diffuser is removable, convent to quick installation.

SPECIFICATIONS

Luminaire for mounting on walls and ceiling, and for pendant mounting

Diameter diffuser: 600*600*48mm; 300*1200*48mm

Colour temperature can be adjustable

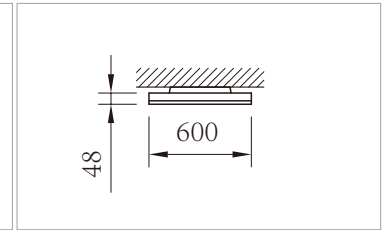
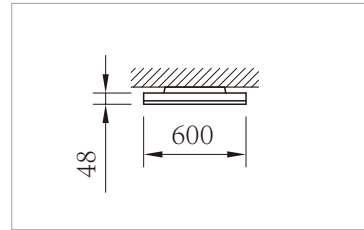
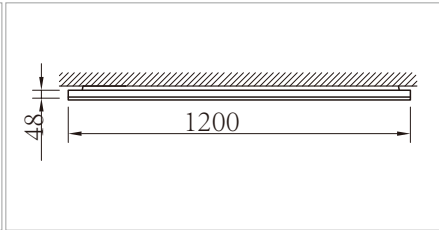
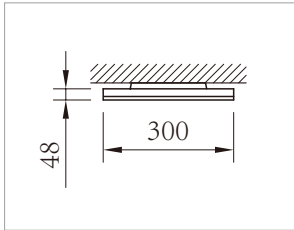
TECHNICAL DATA

System power	40W
Luminous flux of luminaire	4000LM; 4800LM
Colour temperature	4000K
Colour Rendering index(CRI)	RA ≥ 80
Protection Class	II
Ingress protection	IP20

APPLICATION AREAS

Office&Education: classroom, meeting room, offices, reception room, foyers and lobbies, corridors

Retail&Hospital: Hotels, reception areas



Item NO.	Dimension (MM)	Voltage (V)	Power (W)	Luminous flux of luminaire(LM)	CCT (K)	CRI	DF	Warranty (Years)	Cover	IP	Certificate
GW_CL30120_A1-G1	300*1200*48	220-240	40	4000	4000	>80	>0.9	5	White/Starry Sky	20	CE/ROHS/ERP
GW_CL6060_A1-G1	600*600*48	220-240	40	4000	4000	>80	>0.9	5	White/Starry Sky	20	CE/ROHS/ERP
GW_CL30120_A1-G2	300*1200*48	220-240	40	4800	4000	>80	>0.9	5	White/Starry Sky	20	CE/ROHS/ERP
GW_CL6060_A1-G2	600*600*48	220-240	40	4800	4000	>80	>0.9	5	White/Starry Sky	20	CE/ROHS/ERP

MOUNTING PROCEDURE

1

Fix light bracket with screw and plastic anchor into the ceiling,- make sure the bracket is firmly installed

2

Connect the L、N wires to the terminal

3

Install the lampshade, screw the latch to secure the lampshade